

Making the Invisible Visible



**SUSTAINABLE
DEVELOPMENT GOALS**

Claudia Wells

**Head of Sustainability and Environment
Office for National Statistics**

 **@StatsClaudie**



Making the Invisible Visible

In the UK we have pledged to ensure that:



- Every person has a fair opportunity in life no matter who or where they are
- People who are the furthest behind, who have the least opportunity and who are the most excluded will be prioritized
- Every person counts and will be counted



INCLUSIVE
DATA CHARTER



EVERYBODY COUNTS

A COMMITMENT TO ENSURE THAT
NO ONE IS LEFT BEHIND
IN THE PURSUIT AND MEASUREMENT
OF SOCIAL AND ECONOMIC PROGRESS

#IDCdata4all @Data4SDGs

LEAVE NO ONE BEHIND

UK Progress on Data Disaggregation



- 6 indicators now disaggregated to local level (NUTS 3)
- 25 indicators disaggregated to regional level (NUTS 1)
- The focus for next year is to report data using satellite imagery and Geographic Information Systems (GIS) models.

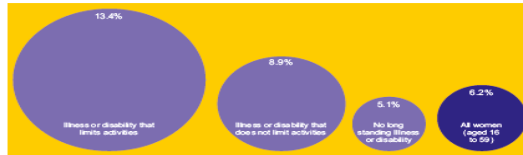
Women most at risk of experiencing partner abuse



TARGET 5-2

END ALL VIOLENCE AGAINST AND EXPLOITATION OF WOMEN AND GIRLS

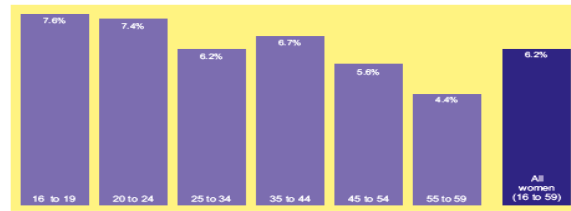
Women who had a long-term illness or disability were more than twice as likely to have experienced some form of partner abuse in the last 12 months than women who did not



Partner abuse experienced by 16-to-59-year-old women with a long-term illness or disability

disability

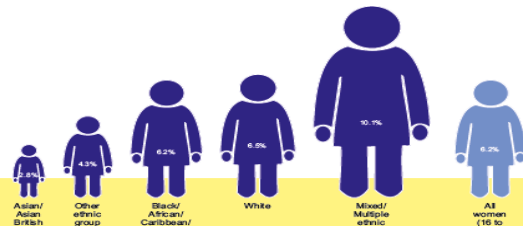
Young women were more likely to have experienced partner abuse in the last 12 months than older women



Partner abuse experienced by women in age groups from 16 to 59 years

age

Women who identified with Mixed/Multiple ethnicities were more likely to have experienced partner abuse in the last 12 months than any other ethnic group



Partner abuse experienced by 16-to-59-year-old women, by ethnic group

ethnicity

income

Women living in households with an income of less than £10,000 were more than four times as likely to have experienced partner abuse in the last 12 months than women living in households with an income of £50,000 or more



Partner abuse experienced by 16-to-59-year-old women, by household income

Priorities for filling disaggregation gaps



Data Disaggregation: uncertainty challenge

Median total energy intake

Sub-categories

Choose categories from the dropdowns below to see different breakdowns of the data. Some will not be available until a higher level is chosen.

Click on the legend to remove individual lines from the chart.

Clear selections ✕

Age

Select all Clear all

1.5 to 3

11 to 18

19 to 64

4 to 10

65 and over

65 to 74

75 and over

Sex

Select all Clear all

Female

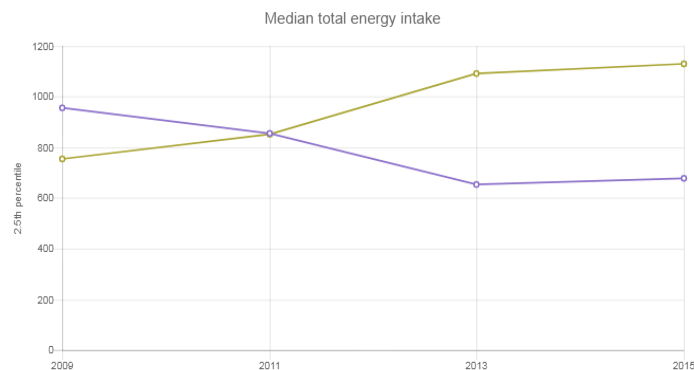
Male

Units type

2.5th percentile

Median

Chart Table



Source: Food Standards Agency and Public Health England

Geographical Area: UK

Unit of Measurement: Calories per day (kcal/day)

Footnote: Data is available as a combined figure from two survey years. Each survey year spans two calendar years. The year shown on the x-axis refers to the middle year from the combined survey years. I.e. for year 2015 on the x axis, data is combined from both the 2014/15 and the 2015/16 survey years.

75-and-over 75 and over, Female 75 and over, Male

Download Chart CSV Download Source CSV

National Metadata Global Metadata Sources

Source 1

Source 2

Organisation

Food Standards Agency and Public Health
England

Organisation

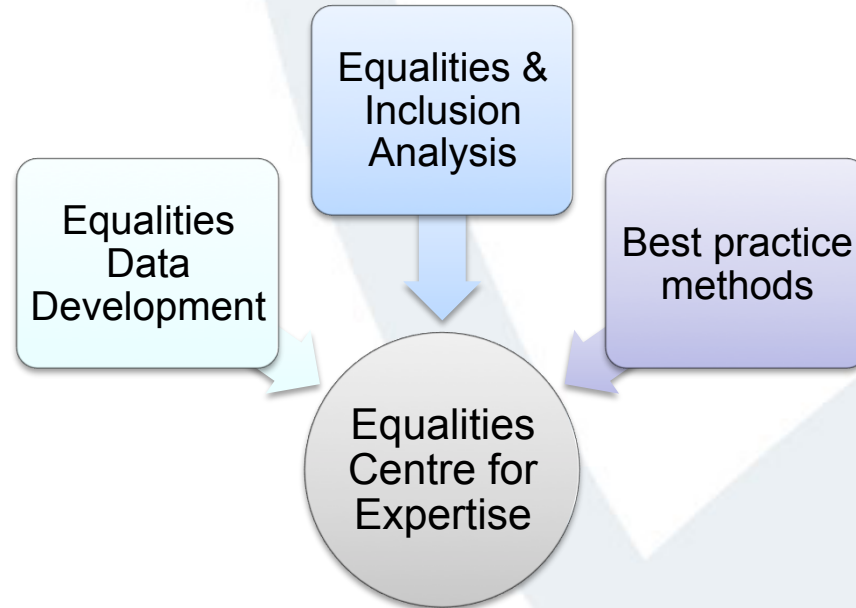
“the case for everyday practical numeracy has never been more urgent.”

- Tim Harford

As statistics are used – and sometimes abused – in public debate, we want to help people to do their own fact-checking.

Centre for Equalities and Inclusion

- Aims to improve the evidence base for understanding equity and fairness in the UK today, enabling new insights into key policy questions.
- A multi-disciplinary convening centre, bringing together people interested in equalities data and analysis from across central and local government, academia, business and the third sector.



Find out more including data audit and latest releases:

<https://www.ons.gov.uk/aboutus/whatwedo/programmesandprojects/centreforequalitiesandinclusion>



Contact

Claudia Wells

claudia.wells@ons.gov.uk

 @StatsClaudie

e: sustainabledevelopment@ons.gov.uk

w: <https://sustainabledevelopment-uk.github.io/reporting-status/>